

# Climb the Poet- "Tree!"

A Mini Unit  
for Young  
Poets

By Nancy VandenBerge  
[Firstgradewow.blogspot.com](http://Firstgradewow.blogspot.com)



Hello!

Happy April! It's Poetry Month! I love teaching curriculum through poetry, so most units I create include some forms of poetry. Kids learn a lot through poetry. This four week unit will help teach all about the different types of poetry and help them write their own! I highly recommend gathering as many poetry anthologies as you can and sharing as many selections as possible. Along with enjoying the tongue ticklers, be sure to discuss the author's message, tone, purpose for writing. As kids get into writing their own, discuss with them the same analysis ideas about their poetry!

Have fun!!!

Nancy



# This little unit includes:

A poetry book list

Mini posters about what poetry is

Mini posters about the types of poetry

Anchor chart ideas


Brainstorming list

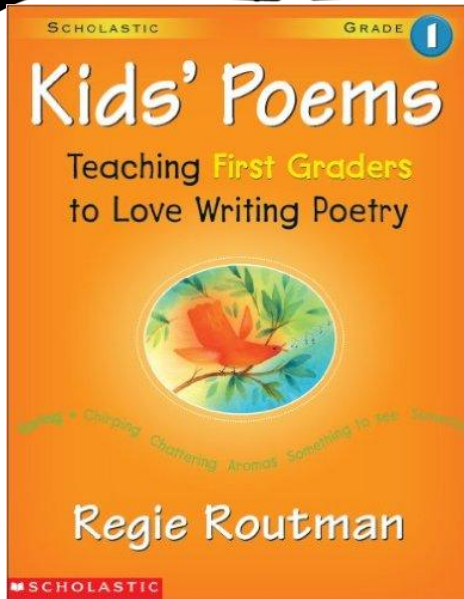
Mentor poem selections

Templates for kids to write their own (for almost all of the types)

Some creative publishing opportunities

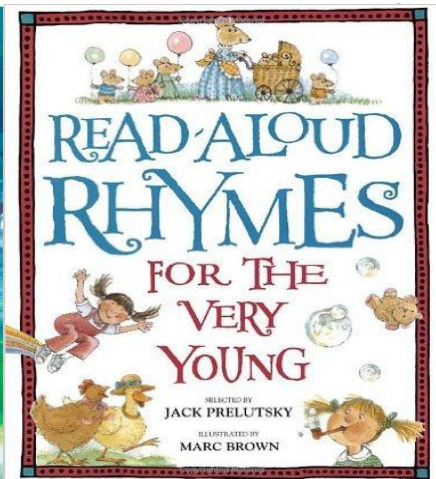
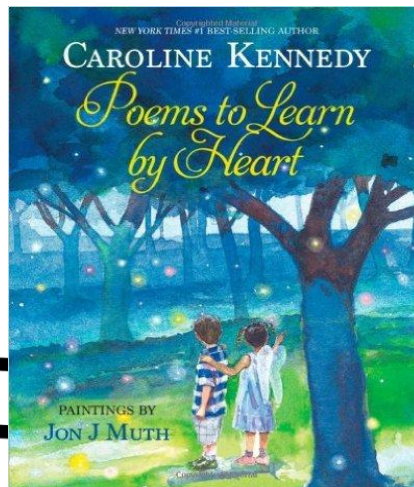
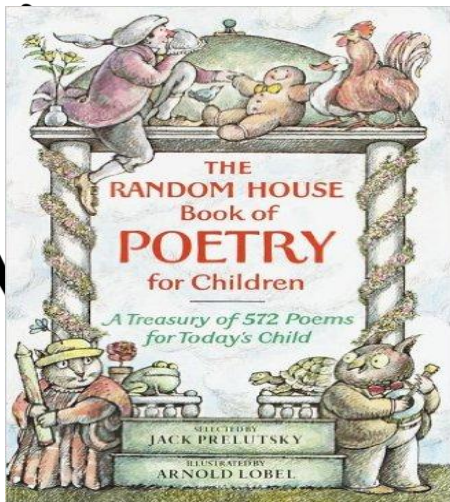

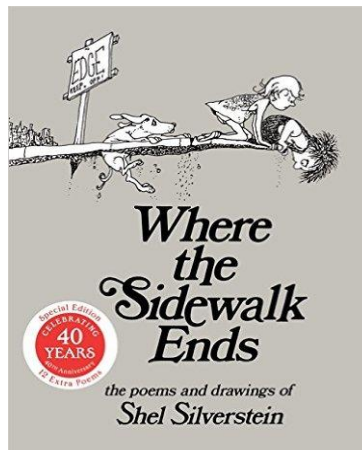

Student anthology pages





Regie Routman has a great book out!! The others are great anthologies to include in your library. Use for mentor texts in your poetry unit! All available on Amazon!

Click to **LOOK INSIDE!**



# What is Poetry?

Poetry is a collection of words that express an emotion or idea, sometimes with a specific meaning, sound, or rhythm.



# What Can Poetry Help Us Do?

- \*Helps us build connections
- \*Helps us experiment with words
- \*Helps us express feelings
- \*Helps us use all our senses
- \*Helps us get inspiration
- \*Helps us build fluency



# Poet's Purpose

## What Do Poets Do?

- \*Share feelings (joy, anger, sadness, fear, wonder)
- \*Tell a story
- \*Send a message  
(something to think about)
- \*Be humorous
- \*Provide description  
(person, thing)



Poetry also uses many poetic devices, or figurative language.

These include similes, metaphors, onomatopoeia, alliteration, repetition, and personification, and lots of imagery!






# What Do We Know About Poetry?

- \*Poems sometimes rhyme.
- \*Poems can have a different shape.
- \*Poems can be silly or serious.
- \*Poems can have patterns.
- \*Poems can have rhythm.
- \*Poems have white space.
- \*Poems can be short.
- \*There are many different kinds of poems.

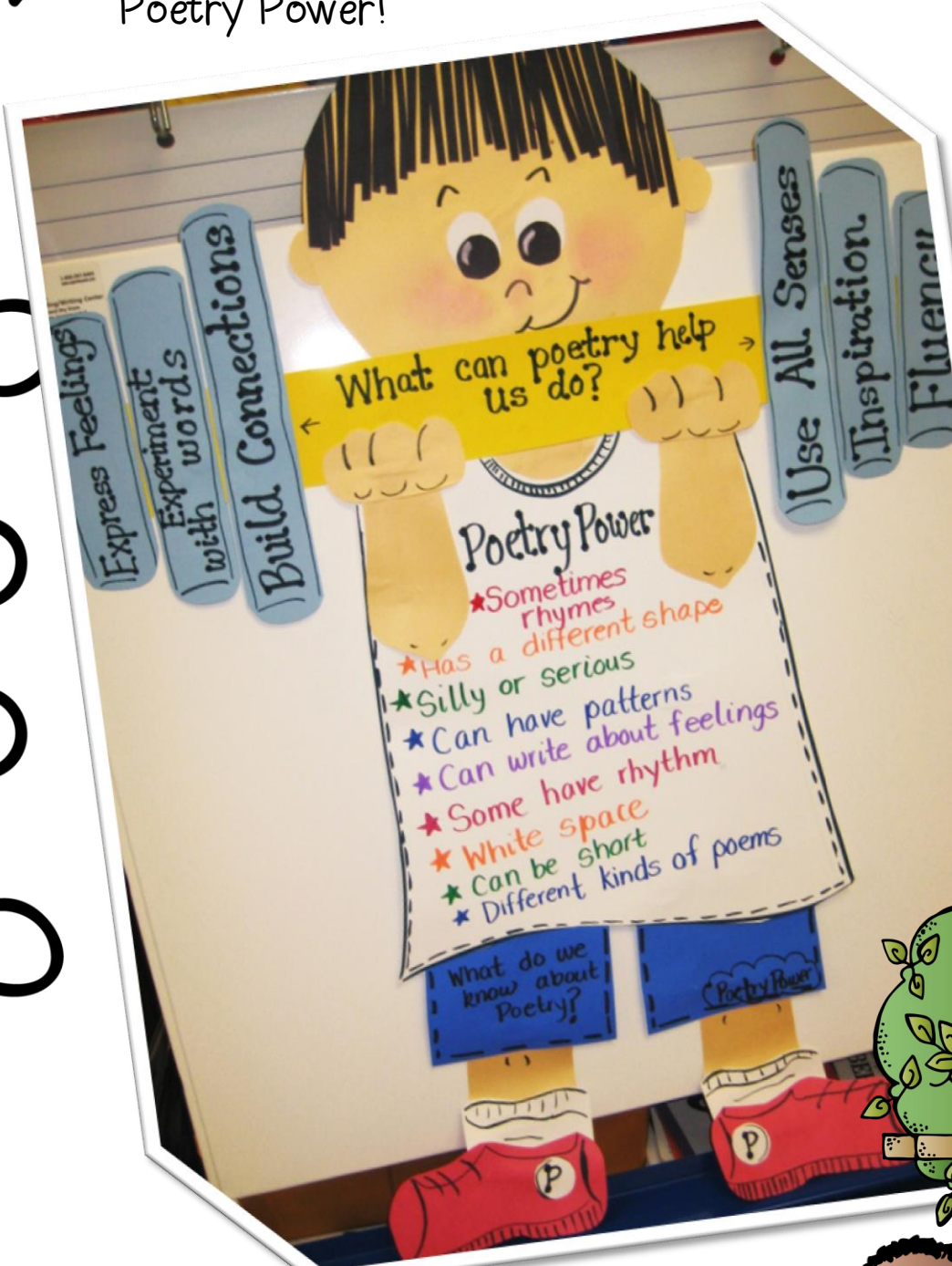


Name \_\_\_\_\_

Other things I notice about poems.

# Poetry Power!




A fun little anchor chart



# Poet's Tree

Underneath the poet tree  
Come and rest awhile with me,  
And watch the way  
The word-web weaves  
Between the shady story leaves.  
The branches of the poet tree  
Reach from the mountains  
to the sea.  
So come and dream,  
or come and climb—  
Just don't get hit by  
falling rhymes.

-Shel Silverstein



# Poet's Tree

Shel Silverstein

Underneath the poet tree  
Come and rest awhile with me  
and watch the world  
the word web we  
Between the shady  
The branches of the tree  
Reach from the sky  
to the sea  
So come and sit  
or come and play  
just do  
falling

## Our "Poetree"

Poem: a collection of words that express an emotion (feeling) or idea.  
~ Sometimes has specific meaning, sound, or rhythm

repetition

alliteration

rhyme  
or  
not

onomatopoeia

list

feelings

rhythm

imagine

simile

Cinquain  
Couplet  
Haiku  
Limerick  
Alphabet  
Concrete  
Name  
Color  
Sensory


More anchor charts



Types

of


Poetry



# ACROSTIC

In Acrostic poems, the first letters of each line are aligned vertically to form a word.

The word often is the subject of the poem



# List:

A list poem is a poem that is basically a list about a certain topic.





# COLOR:

A poem about your favorite color.  
Express your feelings about a  
single color with analogies or  
similes or list nouns which  
are that color.

Another easy form is to use the 5  
senses-looks like, sounds like,  
smells like, tastes like, feels like.

Color looks like  
Color sounds like  
Color smells like  
Color tastes like  
Color feels like



# Rhythm:

A rhythm poem is one in which the words create a pattern of stressed and unstressed syllables. There are often repeated phrases.



# CINQUAIN:

Cinquains have five lines

Line 1: Title (noun) - 1 word

Line 2: Description - 2 words

Line 3: Action - 3 words

Line 4: Feeling - 4 words

Line 5: Title (synonym for the title) - 1 word



# I WISH POEMS -

Each line of the poem begins with the words "I wish" and then you fill in your ideas.

The poem should be 8-10 lines long.



# HAIKU:

Haiku is Japanese poetry that reflects on nature and feelings. You use your observation skills to write what you see in a new or different way.

There are three lines with five syllables in the first line, seven syllables in the second, and five syllables in the third.



# RHYMING:

Couplets are made up of two lines whose last words rhyme. They are often silly.

Triplets are made up of three lines. The rhyming pattern can be AAA or ABA.

Quatrains are made up of four lines. The rhyming pattern can be AABB or ABAB.



# SHAPE or CONCRETE:

Shape poems are made up of words that have been placed in such a way that they make the shape of an object and also use words to describe the object.



# Limerick:

A limerick is a poem that is often silly or whimsical, written in five lines with an AABBA rhyme scheme.

Often, limericks tell a short, humorous story





# Diamante:

A diamante is an unrhymed seven-line poem that forms the shape of a diamond.

Diamantes are seven lines long.  
The first and last lines have just one word.

The second and sixth lines have two words.

The third and fifth lines have three words.

And the fourth line has four words.

Lines 1, 4, and 7 have nouns.


Lines 2 and 6 have adjectives.

Lines 3 and 5 have verbs.



Name \_\_\_\_\_

Make a list of things you could write  
a poem about under the Poet's Tree!

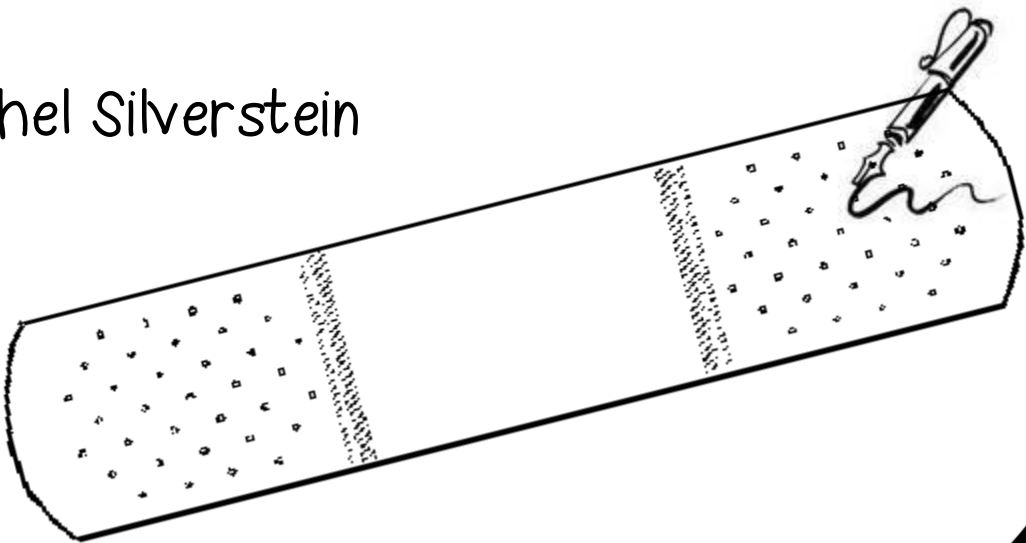
The next few pages include some mentor poetry selections and some ideas for students to create their own poems. Some of the poems can be published and displayed creatively, but I have also included a template for students to write their poems and include in their own anthology.



# Band-aids

I have a Band-aid on my finger,  
One on my knee, and one on my nose,  
One on my heel, and two on my shoulder,  
Three on my elbow, and nine on my toes,  
Two on my wrist, and one on my ankle,  
One on my chin, and one on my thigh,  
Four on my belly, and five on my bottom,  
One on my forehead, and one on my eye,  
One on my neck, and in case I might need 'em,  
I have a box full of thirty-five more.  
But oh! I do think it's sort of a pity  
I don't have a cut or a sore!

Shel Silverstein



# OUCH!

If you're learnin' to read  
But you haven't learned yet.  
And the B's and the D's  
Are just givin' you fits,  
And you feel about twenty-six  
Pains where you sit,  
It's that ol' Letter Snake-  
You've been alpha-bit!

By Shel Silverstein



Brainstorm all the things that make you say, "OUCH!"

OUCH!

bumping heads  
pinching  
scissor cut  
sprained ankle  
bumps  
trip and fall  
sister bites  
poison ivy  
paper cut  
sliver  
headache  
falling off scooter  
ripping off bandaid  
bug bite  
in sharp can  
sunburn  
elbowed  
punching  
broken arm  
scraped knee  
staple poke  
hit  
bee sting  
thorny bushes  
scratched



Name \_\_\_\_\_

List poem Rough Draft

OUCH!

Handwriting practice lines consisting of 12 horizontal lines, each with a dashed midline for letter height guidance.

OUCH!

---

---

---

---

---

---

---

---

---

---

---

BY \_\_\_\_\_




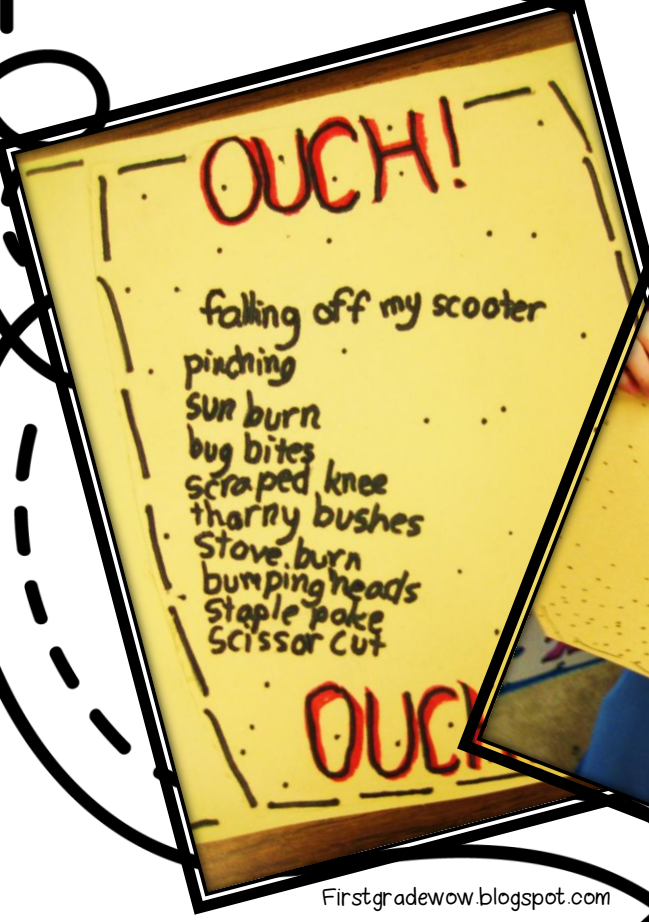
Publish List Poem  
on a giant band-aid!

OUCH!

falling off my scooter  
pinching  
sun burn  
bug bites  
scraped knee  
thorny bushes  
stove burn  
bumping heads  
staple poke  
scissor cut

OUCH!





# Tired

I've been working so hard  
you just wouldn't believe,  
And I'm tired.

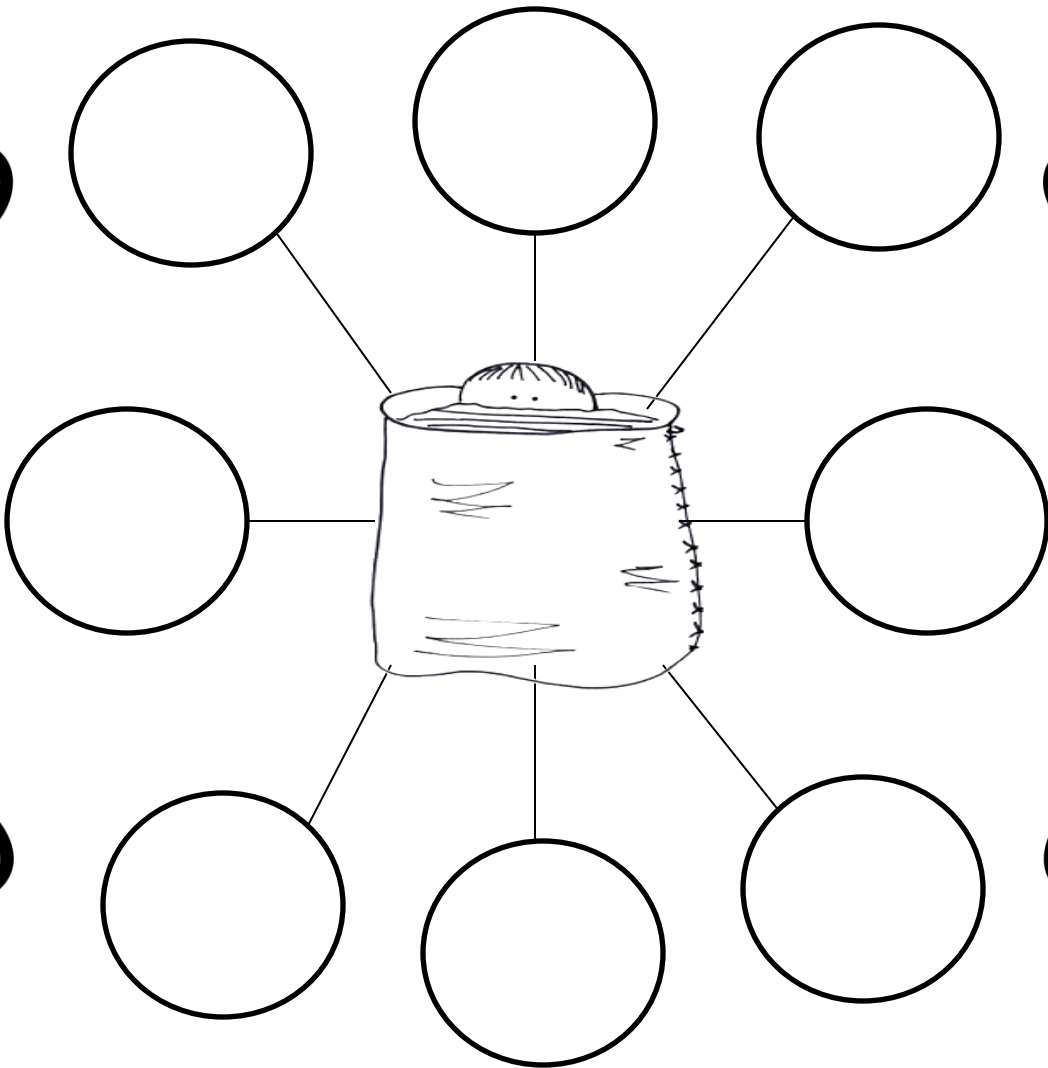
There's so little time  
and so much to achieve,  
And I'm tired.

I've been lying here holding the grass in place,  
Pressing a leaf with the side of my face,  
Tasting the apples to see if they're sweet.  
Counting the toes on a centipede's feet...

A partial poem by Shel Silverstein



Brainstorm all the things  
that make you tired.



Create a List poem!

Rough Draft

Name \_\_\_\_\_

# Tired

I'm tired.

I'm tired.

I'm tired.

I'm tired


I'm tired.

Tired



**I'm Tired**

- climbing
- carrying heavy things
- working out
- gymnastics
- homework
- house work
- running
- lawn work
- watching videos
- big dinner
- staying up past midnight
- playing
- jumping
- soccer
- spinning
- riding a bike
- sports
- building things
- running errands
- pushups
- walking



List Poem Sample

Name \_\_\_\_\_

# Tired

I played soccer.

I'm tired.

I swam in the pool.

I'm tired.

I jumped rope.

I'm tired.

I stayed up late.

I'm tired

I climbed the jungle gym.

I'm tired.

I went to the zoo.

Tired

Name \_\_\_\_\_

List Poem Rough Draft

# Tired

I \_\_\_\_\_.

I'm tired.

I \_\_\_\_\_.

I'm tired.

I \_\_\_\_\_.

I'm tired.

I \_\_\_\_\_.

I'm tired.


I \_\_\_\_\_.

I'm tired.

I \_\_\_\_\_.

Tired






Handwriting practice lines consisting of 12 horizontal solid lines.

BY \_\_\_\_\_

Publish poem around a sleeping bag craft connection



---

slit

Sleeping Bag template-


Trace on colored paper, cut out.

Each kiddo makes their own face, and hands. Slip face into slit so just eyes are showing. Glue in place. Glue hands on top.

Write "Tired" Chant around perimeter of sleeping bag.

## LAZY JANE

Lazy  
lazy  
lazy  
lazy  
lazy  
lazy  
Jane,  
she  
wants  
a  
drink  
of  
water  
so  
she  
waits  
and  
waits  
and  
waits  
and  
waits  
and  
waits  
and  
waits  
for  
it  
to  
rain.



Shel Silverstein

Name \_\_\_\_\_

Concrete or shape poem rough draft.  
Use the umbrella or the raindrop to write  
a shape poem. You can use this template  
or any other you have. Write an adjective  
in the blank.

Rain

\_\_\_\_\_ rain

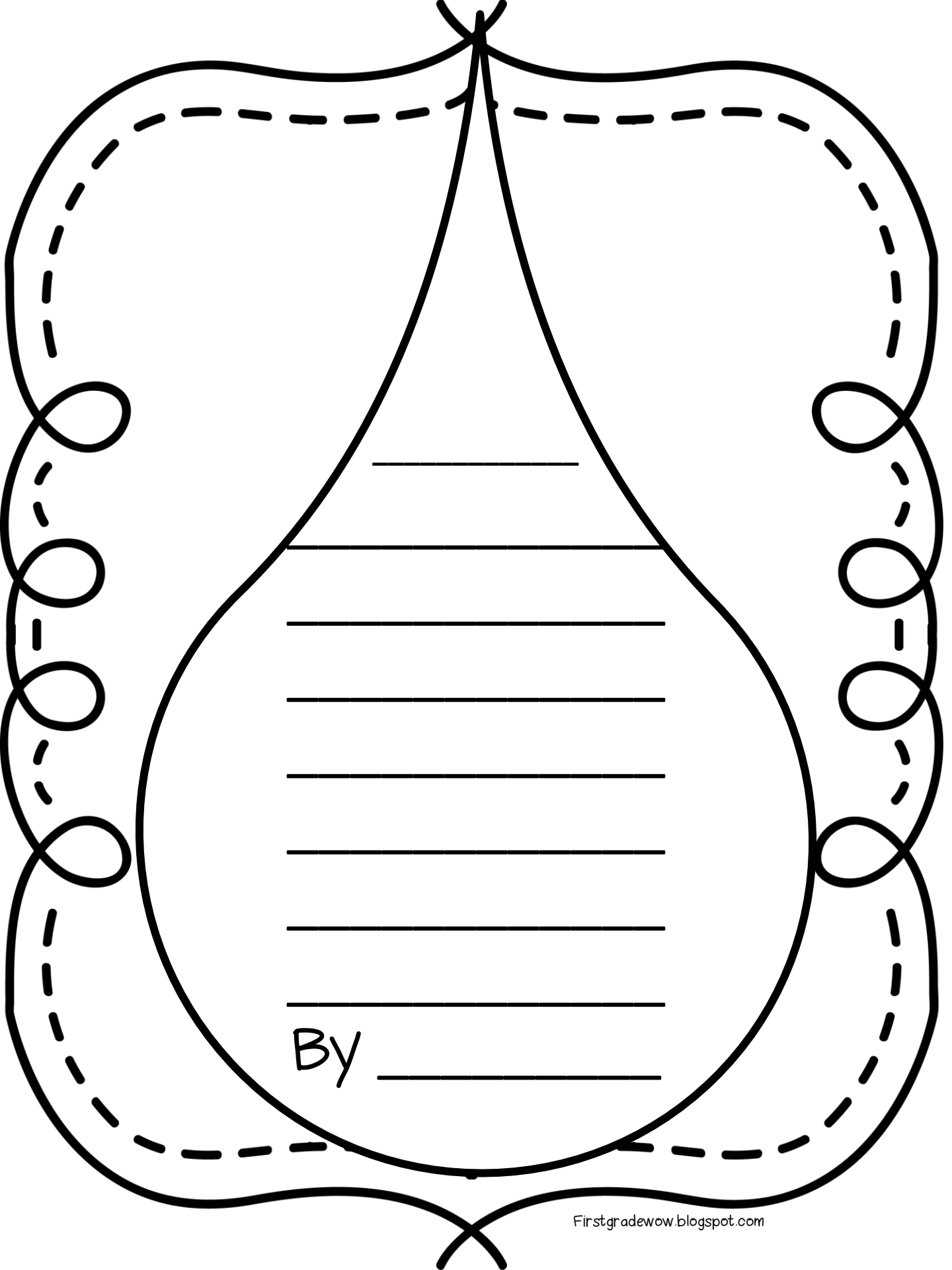
\_\_\_\_\_ rain

\_\_\_\_\_ rain

\_\_\_\_\_ rain

\_\_\_\_\_ rain

Rain

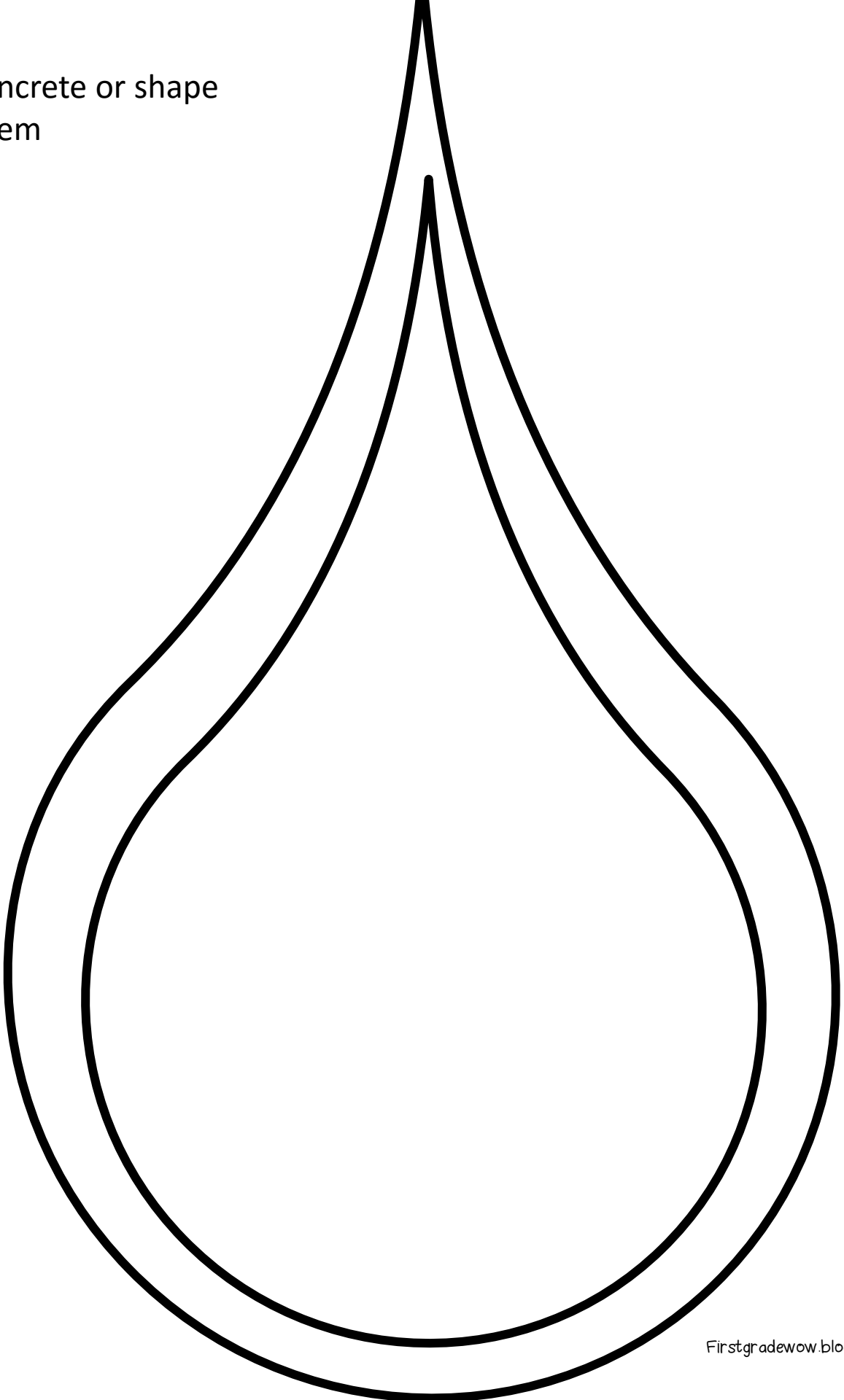


By \_\_\_\_\_

Concrete or  
shape poem



Concrete or shape  
poem





Shape poem published



Name \_\_\_\_\_

Acrostic Poem Rough draft

Use the letters to describe spring.

S

P

R

I

N

G



# Spring

S \_\_\_\_\_

P \_\_\_\_\_


R \_\_\_\_\_

I \_\_\_\_\_

N \_\_\_\_\_

G \_\_\_\_\_

BY \_\_\_\_\_



\_\_\_\_\_

\_\_\_\_\_  
\_\_\_\_\_  
\_\_\_\_\_  
\_\_\_\_\_  
\_\_\_\_\_  
\_\_\_\_\_  
\_\_\_\_\_  
\_\_\_\_\_

BY \_\_\_\_\_

Some of the best poems grab the reader, and spark the imagination. One way to grab attention is to use the five senses.

This short lesson will give you an example of how you can use this technique in your own poetry!

### Planning Your Poem

First, you will need a topic. This could be a time of year, a special day, a period in history, a favorite place, a scary place... any time or place that inspires you! These can be real times or places from your life, or they could be things you've learnt about in History, Geography, or on TV.

Next, build some lines, so write out 5 sentence headings – 'I See', 'I Hear', 'I Smell', 'I Touch' and 'I Taste' Imagine all the different things you might see, hear, smell, taste or touch in your chosen time or place, and write at least one noun by each heading.

For example, if I choose 'Spring' as my topic, I could write:

I See... blue skies  
I Hear... baby birds  
I Smell... flower buds  
I Touch... new leaves  
I Taste... easter eggs

## OPTIONAL ADDITIONS!

Now you can add the next part to each line:

'The sight is...'

'The sound is...'

'The smell is...'

'The feeling is...'

'The taste is...'

Add a word to complete your 5 lines!

I See... blue skies.

The sight is... beautiful

I Hear... baby birds.

The sound is... chirping

I Smell... flower buds blooming.

The smell is... fresh

I Touch... new leaves.

The feeling is... soft

I Taste... easter eggs.

The taste is... chocolatey

When writing poetry, use a 6th sense – emotion.

So finally, add one more heading –

'I Feel'. Is it a good feeling, or a bad one?

Name \_\_\_\_\_

## Sensory Color Poems Example

### Yellow

Yellow looks like a bright sunflower.

Yellow smells like cool fresh lemonade.

Yellow sounds like a chirping canary.

Yellow tastes like a sour lemon drop.

Yellow feels like the warm sunshine  
on my face.

### Yellow

Name \_\_\_\_\_

## Sensory Color Poem

Pick a color.

Use the template as a guide for your new poem rough draft.

Color \_\_\_\_\_

\_\_\_\_\_ looks like \_\_\_\_\_.

\_\_\_\_\_ smells like \_\_\_\_\_.

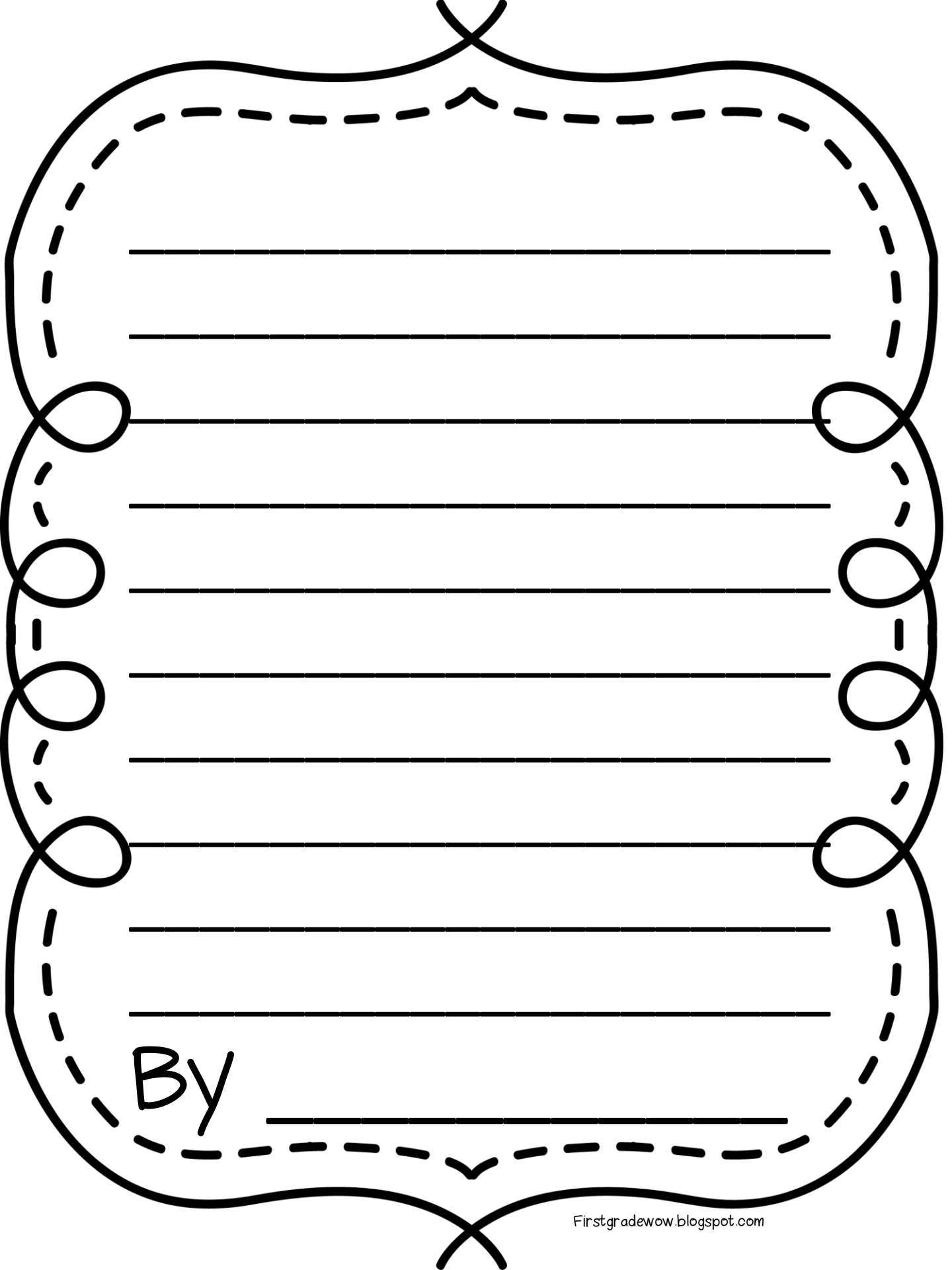
\_\_\_\_\_ sounds like \_\_\_\_\_.

\_\_\_\_\_ tastes like \_\_\_\_\_.

\_\_\_\_\_ feels like \_\_\_\_\_.

Color \_\_\_\_\_





By \_\_\_\_\_

Rainy, rainy  
day!

Rainy, rainy  
day!

We'll all get wet  
On a

rainy, rainy  
day!

Name \_\_\_\_\_

Rhythm Poem

Rough Draft

\_\_\_\_\_ ' \_\_\_\_\_

day!

\_\_\_\_\_ ' \_\_\_\_\_


day!

We'll all \_\_\_\_\_

On a

\_\_\_\_\_ ' \_\_\_\_\_

day!



By \_\_\_\_\_

I Wish Poem sample

# I Wish

I wish it was sunny.

I wish it was warm outside.

I wish I could have a popsicle.

I wish we could make ice cream.

I wish I had a fan.

I wish I had some lemonade.

I wish I could go swimming.

I wish I could run in the sprinkler.

I wish it would rain.

Name \_\_\_\_\_

I Wish Poem rough draft

# I Wish

I wish \_\_\_\_\_.

I wish \_\_\_\_\_.

I wish \_\_\_\_\_.

I wish \_\_\_\_\_.

I wish \_\_\_\_\_.

I wish \_\_\_\_\_.

I wish \_\_\_\_\_.

I wish \_\_\_\_\_.

I wish \_\_\_\_\_.

Trace students silhouette on black. Cut out and glue to background. Add twig and yarn dandelion puff.



I Wish

Handwriting practice lines consisting of seven vertical solid lines within a dashed border.

BY \_\_\_\_\_



I Wish

---

---

---

---

---

---

---

---

---

---

By

---



Haiku Sample

5 syllables

7 syllables

5 syllables

Spring

Oh! Here comes the rain!

Giving everything a drink.

Nature is growing

Name \_\_\_\_\_

Haiku rough draft

Title \_\_\_\_\_

5

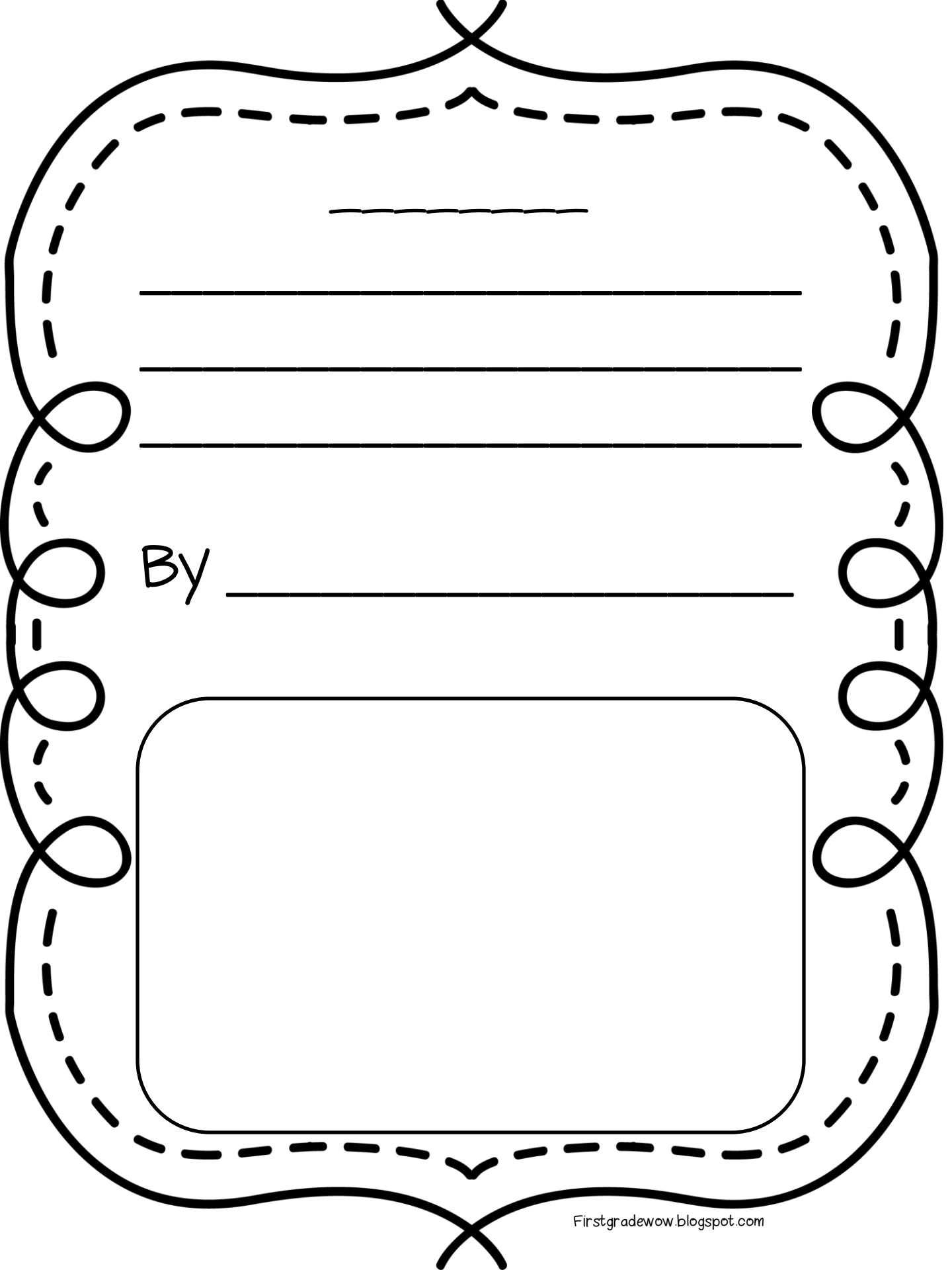
\_\_\_\_\_

7

\_\_\_\_\_

5

\_\_\_\_\_



\_\_\_\_\_

\_\_\_\_\_

\_\_\_\_\_


\_\_\_\_\_

By \_\_\_\_\_


[Large empty rounded rectangular box for drawing or writing]

My  
Poet "tree"  
Anthology

BY \_\_\_\_\_




# Table of Contents



Congratulations!!!

\_\_\_\_\_ has successfully  
climbed the  
Poet "tree!"  
Way to go!

From \_\_\_\_\_



# Other resources:

Giggle Poetry - <http://www.gigglepoetry.com/>

Writing Poetry -  
[http://www.teachingideas.co.uk/english/contents\\_writing\\_poetry.htm](http://www.teachingideas.co.uk/english/contents_writing_poetry.htm)

Scholastic poetry ideas -  
<http://teacher.scholastic.com/poetry/index.htm>


FizzyFunnyFuzzy Poetry for Kids -  
<http://www.fizzyfunnyfuzzy.com/>

Poets.org - <http://www.poets.org/page.php/prmID/87>

Poetry 4 Kids - <http://www.poetry4kids.com/poems>




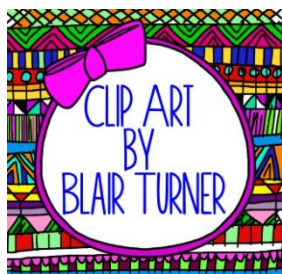
The Teacher's Guide -  
<http://www.theteachersguide.com/poetrymonth.htm>

WHAT BUGS ME list  
poem: <http://www.gigglepoetry.com/poetryclassdetail.aspx?LessonPlanID=17>





I have purchased and use graphics from these amazing artists. Check them Out!!



<http://www.teacherspayteachers.com/Store/Zip-a-dee-doo-dah-Designs>

I have used graphics from The Busy Busy Hive in this file



<http://thebusybusyhive.blogspot.com>

