

Merryhill School of Castle Rock

January 2021

Notes from the Office

Happy New Year! We can't wait to spend 2021 with you and your children.



Thank you to all who participated in our holiday giving initiative last month. We were able to collect a hefty amount of food products for our local food bank and even added a coat drive to our project! Your generosity is truly appreciated!

The Christmas Program looked a little different and we couldn't be more pleased with the results! Thank you to Miss Laura for her leadership in choreographing such an innovative program for our families and students. Special thanks to our teachers for helping prepare the children for such a joyful performance.

Dreams come true at Merryhill with our Holi-dazzle Drive-thru! Miss Kristen dreamt up this super-fun festivity for our families. We were happy to be able to provide an activity that brings our families together in a safe, but oh-so-special way this year. We hope you were able to partake. *We'd love to hear some of your holi-dazzle memories made!*

Please take a moment to read through the news and reminders below and let myself or anyone else on our administrative team know if you have questions or concerns.

Happiest of Holidays,
Kristen and Brittany

Remember to make sure that your child's cubby is equipped with a couple of sets of extra clothes that are the correct size and weather appropriate in case we need something warm and dry to change into.

Merryhill Holidazzle 2020!!





Links 2 Home

If you're not currently receiving photos and daily reports for your child you can easily change this by downloading the Links 2 Home app on your phone. Just type 'Links 2 Home' in the search bar for the Apple App Store or Google Play Store. After downloading Links 2 Home you can register with the same email address that you used to enroll your child in our school.



ALMA

Do you have a different email address or phone number? Need to add or remove an emergency contact? You can do this at any time in Alma. If you need help logging in or accessing the system please let us know. **Also if you are not set up on auto pay through the alma portal please take a moment today to get this set up. There is still many of you who have not set this up yet and your payments are being ran manually by the school weekly. If you know that you have not been into the portal please give us a call today and we would be happy to help you get started.**

Wwwnlci901.getalma.com



MLK Jr Day

Monday, January 18th

Merryhill is OPEN on MLK, Jr. day!



Happy New Year!

December 31st we CLOSE EARLY @ 3:00 p.m.

January 1st

Merryhill is CLOSED to celebrate the coming of the New Year



Open House

January 23rd from 10 a.m.-1 p.m.

Know a family looking for preschool? Bring them by and receive a referral bonus if they enroll. Check in the office for details.



Groundhog's Day

February 2nd

Will [Punxsutawney Phil](#) see his shadow and will we see six more weeks of winter or will he not see his shadow and we will see an early spring?

Celebrate Martin Luther Kings, Jr. Day with your Preschooler

This month, our schools are celebrating the life of Martin Luther King, Jr. and discussing the importance of acceptance, love and kindness for all people. Many of our students will participate in a hands-on experiment using brown and white eggs. They will investigate the color of the shells and describe similarities and differences. Teachers will crack open the eggs and show the students that although the eggs are different on the outside, they are the same on the inside – just like people.



At home, books are an easy way to familiarize your child with Martin Luther King, Jr. and the theme of equality in a way that he can understand. Appropriate titles include *Happy Birthday, Martin Luther King, Jr.* by Jean Marzollo (ages 3-5), *I Am Martin Luther King, Jr.* by Brad Meltzer (ages 4-5), *The Story of Martin Luther King, Jr.* by Johnny Ray Moore (ages 4-5) and *My Uncle Martin's Big Heart* by Angela Farris Watkins (ages 5+).

Another fun way to celebrate Martin Luther King, Jr. is through art. After reading one of the books above, encourage your child to draw you a picture or write a few words about what he learned from the story. Use this as a learning opportunity to recap the story, discuss his artwork, and encourage creativity.

5 Ways to Boost your Toddler's Language Development

As children begin the toddler stage, they respond to familiar words by shouting, gesturing or reaching for objects. As their language skills develop, their babbles evolve into a mix of real and made-up words and phrases. They learn to express their needs and wants with language and rely less on crying. There are many ways that you can work with your child to help build the vocabulary he needs to communicate with you. Below are a few activities that you can try at home.

1. Play telephone

Use a toy telephone and pretend to call your child. Ask him questions about his toys, the weather, or what your pet is doing. Say goodbye and hang up. Then say, "Who else can we call?" Your child may want to carry on a conversation with a family member or stuffed animal.

2. Sing "Old MacDonald"

Gather a group of toy animals and sing "Old MacDonald." Hold up each animal as you say its name and sound. Encourage your child to sing along and say the names of the animals with you.

3. Use surprise words

Use surprise words like "oh" or "oops" with your child. Make sure he sees why you say the words. When you drop a toy or feeding utensil, use a surprise word as you pick it up. "Oops the toy dropped! I'll have to pick it up." See if he will imitate your action and use the new words.

4. Model bigger phrases

When your child begins to speak, repeat his words and add a word or two. Point to a toy car and ask your child what it is. When he responds "car," say, "Yes, that is a bright red car."

5. Describe family photos

Provide your child with some family photos. First, ask him questions that can be answered by pointing or gesturing, such as "Where is Mommy?" Then, ask short open-ended questions, such as "What is Mommy doing in this photo?" or "What do you see?" Guide responses if needed.

4 Indoor Wintery Activities to Do with Your Preschooler

Are you stuck inside trying to figure out how to keep your little one busy this winter? Let him burn off some energy, while still actively learning, with these four fun indoor activities.

Cotton Ball Snowman

Draw a few large snowmen on paper, cut them out, and write a number in the middle of each. Provide your child with cotton balls, a glue stick, and the snowmen cut-outs. Encourage him to read the number and count as he glues on the appropriate amount of cotton balls. For older children, write simple addition or subtraction problems on the snowmen instead.

Ice Melting Experiment

Conduct a fun experiment to see where ice would melt the fastest inside your house. Place ice cubes in bowls in different rooms throughout your house (i.e. bedroom, kitchen, garage). Ask your child to predict which bowl of ice would melt the fastest.

Winter-Themed Books

Books are a great resource to teach your child about animals who live in cold climates and hibernation. Some of our favorites include *Never Touch a Polar Bear* by Stuart Lynch (0-2 years), *Gregory's Shadow* by Don Freeman (3-5 years), *Sleep Big Bear Sleep* by Maureen Wright (3-5 years), *How Do Birds Find Their Way* by Roma Gans (4-5 years), and *Over and Under the Snow* by Kate Messner (4-6 years).

Snowflake Garland

Provide your child with cupcake liners or coffee filters, safety scissors, markers, stickers, glitter glue, and ribbon. Fold the liners in triangles and make small cuts. Unfold the liners to see the unique snowflake design. Encourage your child to decorate the snowflakes and help him thread ribbon through each to make garland. Let your child decide where he'd like to hang his fun artwork.



Happy Birthday!!!


1 Maddox W.
3 Madison K.
5 Elijah J.
8 Tessa H.
9 Ariana D.
9 Declan B.
12 Ben H..
13 Robby B.
17 Eddie M.
19 Monty W.
22 Miss Mayra
22 Delaney S.
23 Alivia S.
28 Catherine H.
28 Kaitlyn H.
29 Keegan A.
30 Joleigh S.
31 Will B.




Merryhill School


If you like what we are doing here at Merryhill and are satisfied with the service that we are providing please leave us a google review!

[Click Here](#)

 4250 Trail Boss Drive, Castle R...

 kristen.cozart@merryhillschool...

 303-790-9172

 MerryhillSchool.com