

SAILING
into the
NEW YEAR

2020-2021

SCHOOLLOGY
ORIENTATION



Schoology Orientation Overview

- What is Schoology?
- Functionality
- Parent vs. student perspective
- Parental access



Schoology vs Alma

- Alma - SIS - Scheduling, reporting, & tuition accounts
- Schoology - LMS - Daily coursework & assignment submission, assessments, class communication & daily grades



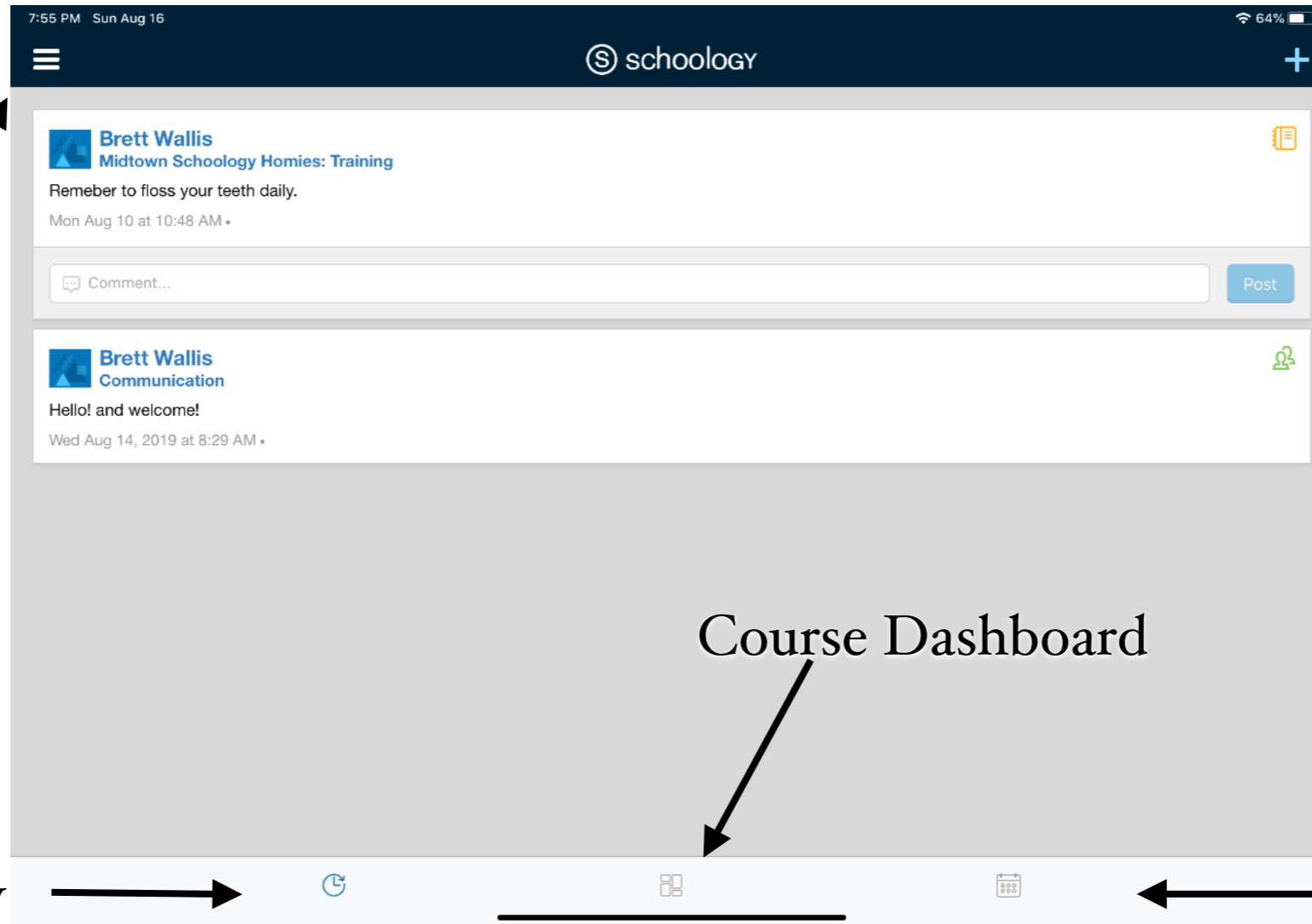
Logging in

- Website: nobel.schoology.com (link provided on school website)
- Student's usernames are their first name.last name. After login, they were instructed to set up own passwords.
- Parent usernames and passwords - coming soon
- For support or log in problems, please reach out to Mr. Wallis, brett.wallis@merryhillschool.com



Schoology App

- Simplified view, but contains similar features to the browser

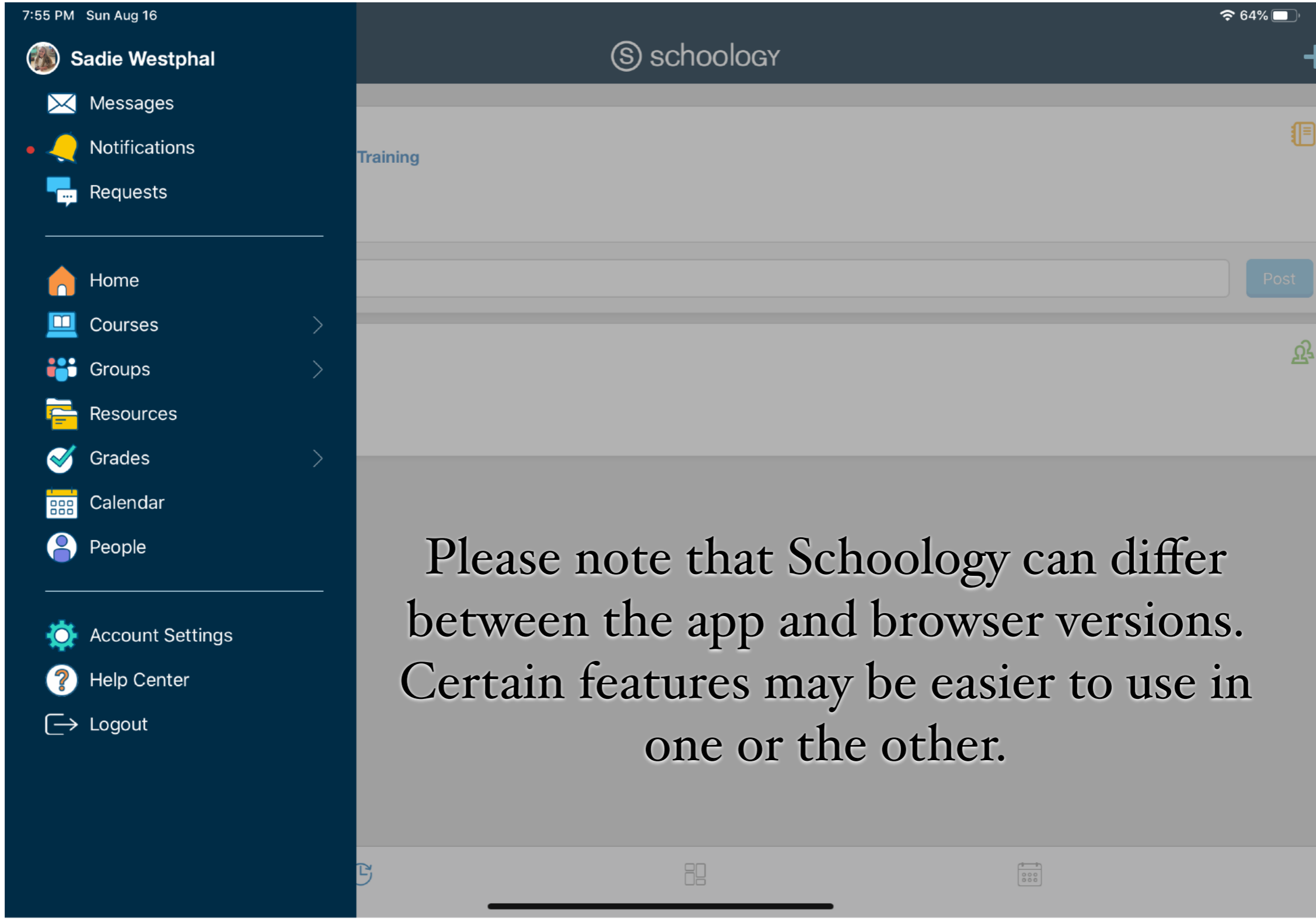


Click for more options. See next slide.

Course Dashboard

Recent activity

Calendar



Please note that Schoology can differ between the app and browser versions. Certain features may be easier to use in one or the other.

Parent View

© schoology

6 COURSES 7 GROUPS 8 GRADES 9

You are viewing as Child Name

Child Name

1 Student Activity · Enrollments 2

Courses	Grade	Attendance
AP Physics: Summer Session 1	97%	-
Pre-Calculus Honors: Section 7	92%	-
Economics/Finance: Section 6	87%	-
Advanced Topics in Music: Theory and Musicianship: Section 1	96%	-
French III: Section 5	91%	-
US History Honors: Section 4	89%	-
Physics: Section 2	85%	-
English Lit 1110: Section 3	93%	-

3 Recent Grades/Attendance

- Graded assignments
- Graded tests/quizzes
- Graded discussions
- Attendance

4 Overdue

FRIDAY, JUNE 8, 2018

- Unit 7 review
1:00 pm

5 Upcoming

No upcoming assignments or events

GRADES

- Grade Report A
- Mastery B
- Attendance C

Student Home Page

The screenshot displays the Schoology interface. At the top is a blue navigation bar with the Schoology logo and menu items: COURSES, GROUPS, RESOURCES, and GRADES. On the right side of the navigation bar are icons for search, a grid view, a calendar, an envelope, a notification bell with '15' alerts, and a user profile for 'Sadie W...'. Below the navigation bar are two tabs: 'RECENT ACTIVITY' (which is selected) and 'COURSE DASHBOARD'. The main content area is divided into two columns. The left column, under 'RECENT ACTIVITY', shows a list of posts. The top post is by 'Brett Wallis' titled 'Midtown Schoology Homies: Training' with the text 'Remeber to floss your teeth daily.' and a timestamp of 'Mon Aug 10, 2020 at 10:48 am'. It has '8 people liked this' and a 'Write a comment' box. Below it is another post by 'Brett Wallis' titled 'Communication' with the text 'Hello! and welcome!' and a timestamp of 'Wed Aug 14, 2019 at 8:29 am'. A black arrow points from the text below to the 'Most Recent' dropdown menu in the top right corner of the activity list. The right column, titled 'Overdue', lists assignments due on 'MONDAY, AUGUST 10, 2020' and 'TUESDAY, AUGUST 11, 2020'. The overdue items include 'Exit Ticket: Schoology', 'Greek God/ Goddess', 'Test Photo Assignment', 'Alphabet', 'Design Lab', and 'Testing' for Monday, and 'Get to Know You' and 'Health Tips for Mr. Wallis' for Tuesday. Each item includes a document icon and a due time.

Post: 16 Event Most Recent ▾

Brett Wallis ▶ **Midtown Schoology Homies: Training**
Remeber to floss your teeth daily.
Mon Aug 10, 2020 at 10:48 am [Comment](#)

8 people liked this

Brett Wallis ▶ **Communication**
Hello! and welcome!
Wed Aug 14, 2019 at 8:29 am

Overdue

MONDAY, AUGUST 10, 2020

- Exit Ticket: Schoology
8:59 pm
- Greek God/ Goddess
8:59 pm
- Test Photo Assignment
8:59 pm
- Alphabet
11:59 pm
- Design Lab
11:59 pm
- Testing
11:59 pm

TUESDAY, AUGUST 11, 2020

- Get to Know You
8:59 pm
- Health Tips for Mr. Wallis
8:59 pm

Recent Activity shows all comments and updates pertaining to your student's school, courses and groups.

Viewing Grades - Student

- Select **Grades** at the top of Schoology and select either a Grade Report or Attendance.
- The **Grade Report** displays a breakdown of the grades for each course. Click a specific course to view each graded item, your grade, the max points, and any comments from the teacher.
- Teacher feedback- We encourage students and parents view teacher feedback

The screenshot shows the Schoology interface for a course. The top navigation bar includes 'schoology', 'COURSES', 'GROUPS', 'RESOURCES', 'GRADES', and a search icon. The user's name 'Edna A...' is visible in the top right. The main content area is divided into two sections: 'RECENT ACTIVITY' and 'COURSE DASHBOARD'. The 'RECENT ACTIVITY' section displays a list of posts from 'English 101: Section 1'. The first post is by Mr. Thomas, dated Tue Jul 10, 2018, at 11:57 am. The second post is by Herbert Lopez, dated Fri Jun 22, 2018, at 10:13 am. The third post is also by Herbert Lopez, dated Thu Jun 21, 2018, at 2:52 pm. The 'COURSE DASHBOARD' section shows an 'Upcoming' calendar with dates from Thursday, July 12, 2018, to Tuesday, July 31, 2018. The calendar items include 'Do-It-Yourself: Study Guide Edition' (11:59 pm), 'Writing Prompt: Unit 1' (10:59 pm), 'Romeo and Juliet Discussion' (11:59 pm), and 'Chapter 5 Discussion'.

This screenshot is identical to the one on the left, showing the Schoology interface for a course. It displays the same navigation bar, user profile, and course dashboard content, including the 'RECENT ACTIVITY' posts and the 'Upcoming' calendar.

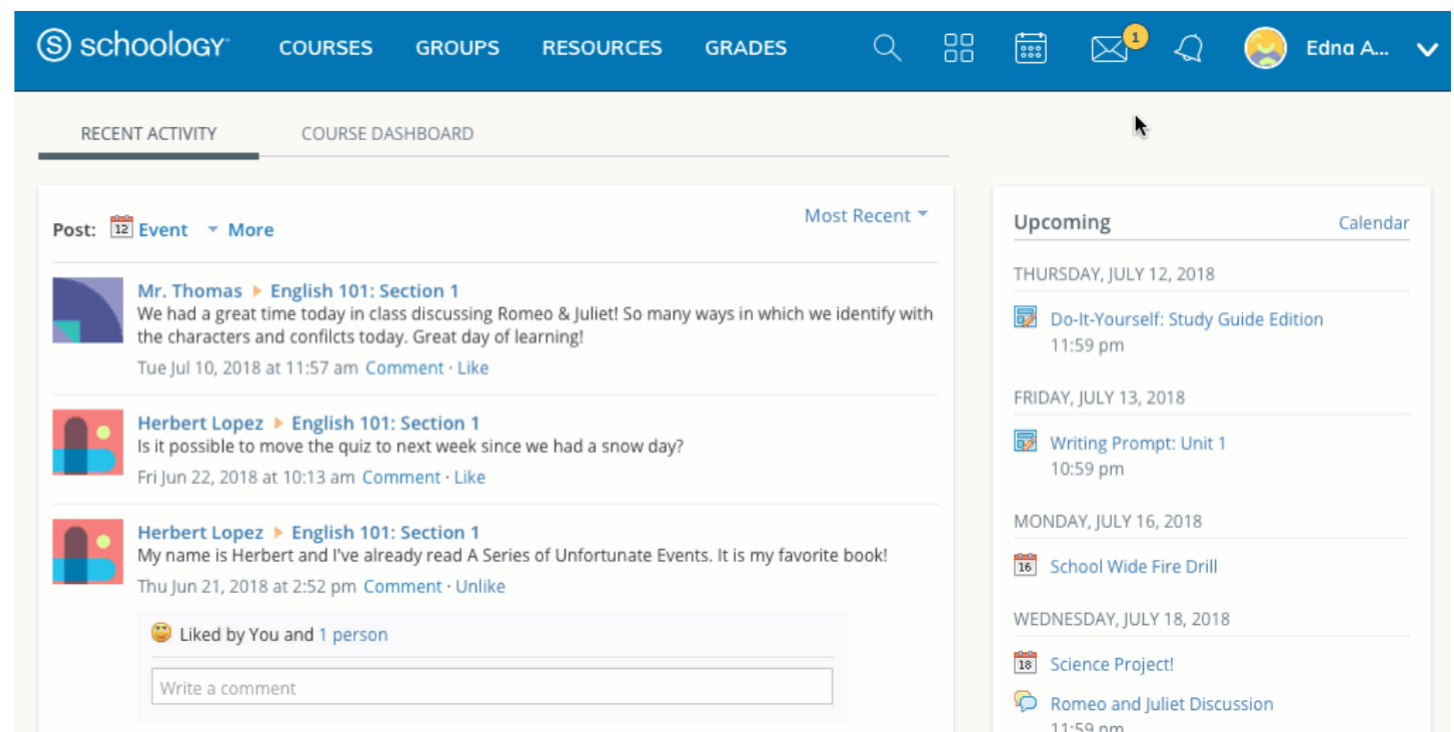
Messages

- Messages are used as the primary source of contact between students, teachers, and parents
- Students may not message other students
- Teachers are encouraging students to demonstrate mindfulness of message etiquette (avoiding “text” language and slang)



Sending Messages - Student/Parent

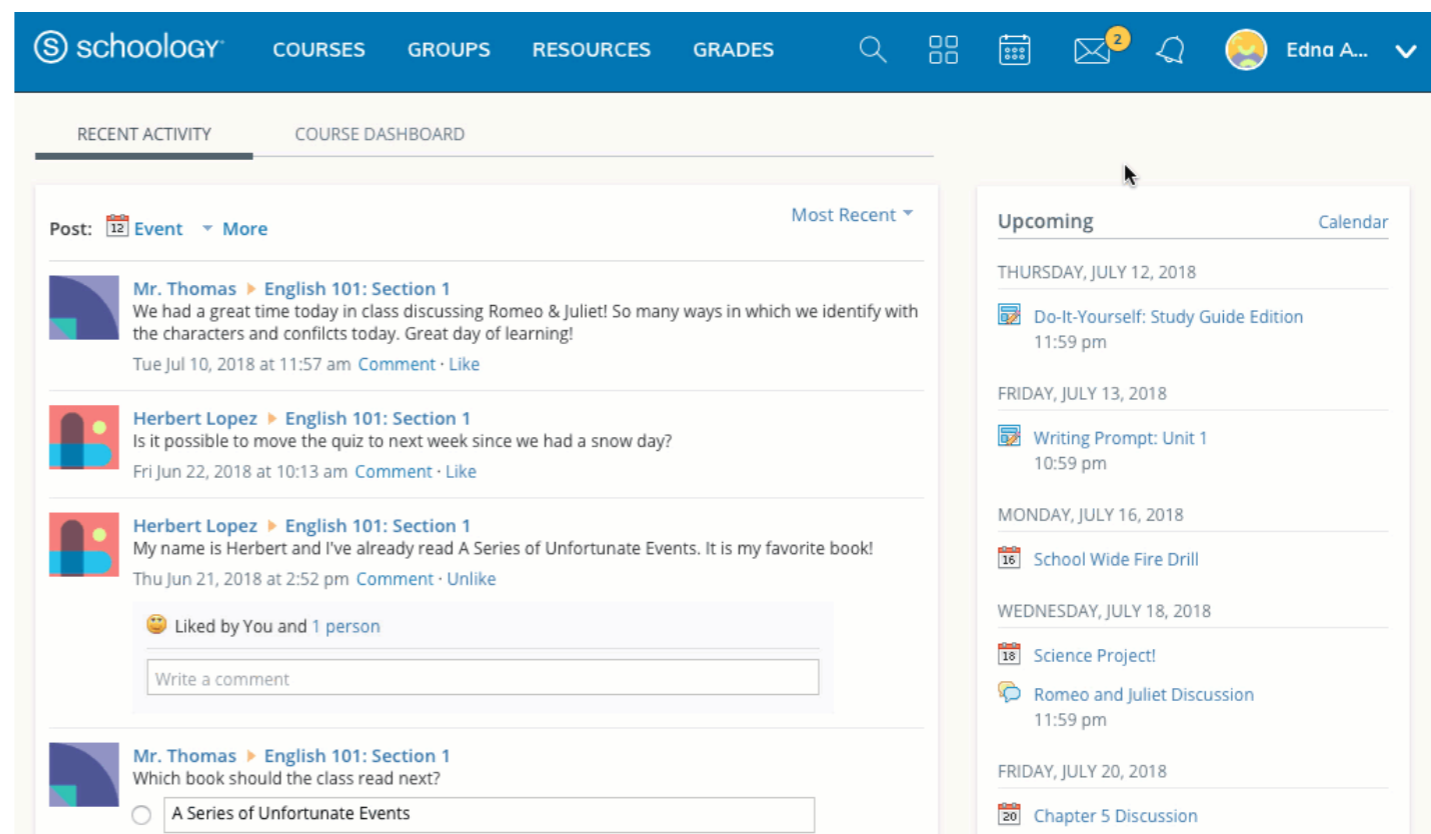
- Navigate to the **Messages** area by clicking the envelope icon on the top menu.
- Click **New Message**.
- Enter the recipient's name in the **To** field. A list of users automatically populates as you type.
- Select the user from the list.
- Enter a subject and message.
- Add optional files, links or resources.
- Click **Send** to complete.



The screenshot displays the Schoology interface. At the top, there is a blue navigation bar with the Schoology logo and menu items: COURSES, GROUPS, RESOURCES, GRADES, a search icon, a grid icon, a calendar icon, an envelope icon with a notification badge, a chat icon, and a user profile for Edna A... Below the navigation bar, there are two tabs: RECENT ACTIVITY (selected) and COURSE DASHBOARD. The main content area shows a list of posts under the heading 'Post: Event More' and 'Most Recent'. The first post is by Mr. Thomas in English 101: Section 1, dated Tue Jul 10, 2018. The second post is by Herbert Lopez in English 101: Section 1, dated Fri Jun 22, 2018. The third post is also by Herbert Lopez in English 101: Section 1, dated Thu Jun 21, 2018. Below the posts, there is a comment box with the text 'Write a comment' and a notification that says 'Liked by You and 1 person'. On the right side, there is an 'Upcoming' calendar section with a 'Calendar' link. The calendar shows events for Thursday, July 12, 2018 (Do-It-Yourself: Study Guide Edition), Friday, July 13, 2018 (Writing Prompt: Unit 1), Monday, July 16, 2018 (School Wide Fire Drill), and Wednesday, July 18, 2018 (Science Project! and Romeo and Juliet Discussion).

Checking Messages - Student/Parent

- When a new message is in the inbox, the **Messages** icon on the top menu displays an updated number.
- Navigate to the **Messages** area by clicking the envelope icon on the top menu.
- Click the message that needs to be read. New messages have an indicator to the left of the message.
- To reply to a message, enter a comment in the **Message** area, and click **Send**.



The screenshot displays the Schoology user interface. At the top, a blue navigation bar includes the Schoology logo, menu items for COURSES, GROUPS, RESOURCES, and GRADES, a search icon, a grid icon, a calendar icon, a message icon with a '2' notification badge, a bell icon, and a user profile for Edna A... with a dropdown arrow. Below the navigation bar, the main content area is divided into two sections: 'RECENT ACTIVITY' and 'COURSE DASHBOARD'. The 'RECENT ACTIVITY' section shows a list of messages. The first message is from Mr. Thomas in 'English 101: Section 1', dated Tue Jul 10, 2018 at 11:57 am, with a 'Comment' and 'Like' link. The second message is from Herbert Lopez, dated Fri Jun 22, 2018 at 10:13 am, also with 'Comment' and 'Like' links. The third message is from Herbert Lopez, dated Thu Jun 21, 2018 at 2:52 pm, with 'Comment' and 'Unlike' links. Below the messages, there is a 'Liked by You and 1 person' indicator and a 'Write a comment' text box. The 'COURSE DASHBOARD' section shows an 'Upcoming' calendar with events for THURSDAY, JULY 12, 2018 (Do-It-Yourself: Study Guide Edition, 11:59 pm), FRIDAY, JULY 13, 2018 (Writing Prompt: Unit 1, 10:59 pm), MONDAY, JULY 16, 2018 (School Wide Fire Drill), WEDNESDAY, JULY 18, 2018 (Science Project!, Romeo and Juliet Discussion, 11:59 pm), and FRIDAY, JULY 20, 2018 (Chapter 5 Discussion).

Course Materials - Student

- Course materials - Lessons, presentations, assignments, exams, etc.
- Click **Courses** at the top of Schoology
 - Select the course you would like to access
 - Course materials be listed in **Materials** and/or organized into folders

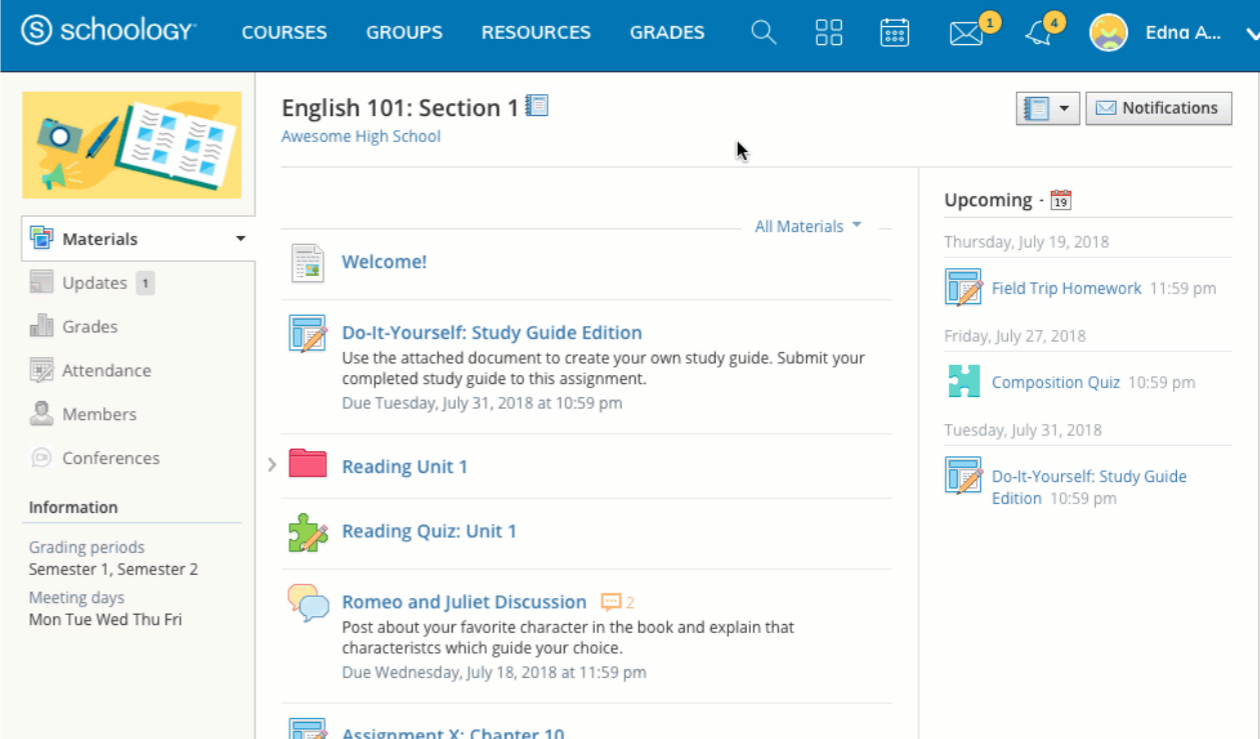


Assignments - Student

Assignments may require that students make a file submission. Once they've made a submission, the teacher can grade the assignment, provide feedback, and upload a file back.

To submit a file to an assignment, follow these steps:

- In the Assignment, click **Submit Assignment**.
- Use the **Add a Comment** area for questions and concerns (optional).
- Select one of these options:
 - **Upload:** Select a file from your computer or iPad.
 - **Create:** Create a document on the web using the text editor.
- Click **Submit** to finish.



The screenshot shows the Schoology interface for a student. The top navigation bar includes 'schoology', 'COURSES', 'GROUPS', 'RESOURCES', 'GRADES', a search icon, a grid icon, a calendar icon, a notification icon with '1', a chat icon with '4', and a user profile 'Edna A...'. The main content area is for 'English 101: Section 1' at 'Awesome High School'. A left sidebar contains 'Materials', 'Updates 1', 'Grades', 'Attendance', 'Members', 'Conferences', and 'Information' (Grading periods: Semester 1, Semester 2; Meeting days: Mon Tue Wed Thu Fri). The main content area lists assignments: 'Welcome!', 'Do-It-Yourself: Study Guide Edition' (due Tuesday, July 31, 2018 at 10:59 pm), 'Reading Unit 1', 'Reading Quiz: Unit 1', 'Romeo and Juliet Discussion' (due Wednesday, July 18, 2018 at 11:59 pm), and 'Assignment X: Chapter 10'. A right sidebar shows 'Upcoming' assignments: 'Field Trip Homework' (11:59 pm, Thursday, July 19, 2018), 'Composition Quiz' (10:59 pm, Friday, July 27, 2018), and 'Do-It-Yourself: Study Guide Edition' (10:59 pm, Tuesday, July 31, 2018).



Late/Revised Assignments

- ✦ If student is submitting a late or revised assignment, they should message their teacher to notify them
- ✦ Schoology does not post/alert teachers for late/revised assignments



Parent Access

- Student access — first tier
- Parent access — second tier
- Tentative parent activation date: anticipated 1-2 weeks



Questions?

